

SKF Enlight Collect IMx-1 System

Automated machine monitoring for reliable rotation



The SKF Enlight Collect IMx-1 System

An SKF Enlight Collect IMx-1 System consists of:

- Battery powered wireless sensors (SKF Enlight Collect IMx-1)
- A line powered communication and network manager gateway (SKF Enlight Collect Gateway)
- Host software for data trending visualization and analysis (SKF @plitude Observer version 12.1 or later)
- A mobile phone app for sensor and gateway commissioning (SKF Enlight Collect Manager)

The sensor is a data-collector and radio combined into one compact battery-operated device. It measures and processes vibration and temperature for detection of common issues with rotating equipment including:

- Unbalance
- Misalignment
- Looseness
- Electrically induced vibration
- Early stage damage to bearings and gears

The sensor communicates its information over a low energy mesh network – designed to route data around the wireless obstacles presented by typical industrial environments – back to a host gateway. This, in turn connects to the plant's network, or to the internet for connection to monitoring services hosted by SKF.

The system enables machinery health data to be collected automatically and turned into actionable machine maintenance information, enabling valuable predictive maintenance staff to be freed from the task of routine data collection and to concentrate on higher value tasks.

Features

- Overall level and dynamic vibration data
- Broadband acceleration and velocity measurements
- SKF Acceleration Enveloping for early detection of defects in bearings and gears, and other impact type phenomena

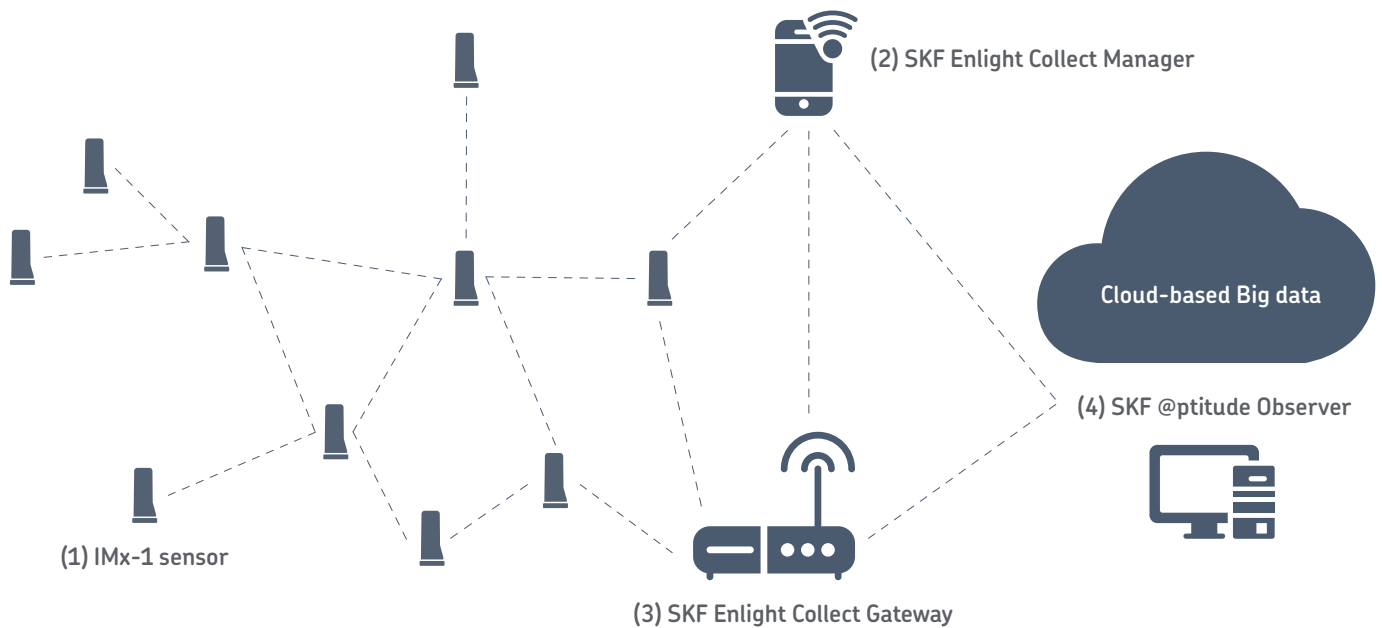


- Temperature measurement
- Configurable data acquisition and processing
- Periodic measurements
- Mesh network communication
- 4-year typical sensor battery lifetime (configuration dependent)
- Rugged, compact design
- Gateway is powered from an industrial, wide range, 24 V DC or PoE
- Interfaces to wireless sensors (such as IMx-1), SKF App and software

Benefits

- Replacement of manual machinery health data collection and/or widening monitoring coverage
- Increase of the periodic monitoring coverage from months and weeks to days and hours
- Makes automated data collection easier and more affordable
- Data from machines in inaccessible locations or measurement points behind guarding
- Quick and scalable deployment
- Allows reduction of unplanned downtime by identifying and resolving problems before they result in costly machine failure





An Enlight Collect IMx-1 system consists of four elements:

(1) IMx-1 sensors are small enough to be placed at key measurement locations on a machine – usually the bearing housings. The wireless sensors are fixed using the proven mounting methods employed by standard wired industrial accelerometers. The device is battery powered and, in order to conserve energy, spends much of its time asleep – but with one ear open for network commands. Every few hours (configurable) the gateway asks it to wake up and measure the asset’s vibration and temperature. Overall measurements are checked by severity algorithms and – if there is a cause for concern – dynamic data is captured for assessment by more complex computing. However, most of the time all is well, so only overall level data is reported and the sensor returns to its sleep mode. Periodically –

typically on a weekly basis – waveform data is transmitted to build up the long-term historical trend key to predictive maintenance, previously collected manually every month. In this way, an economic balance between automated complex data collection and sensor battery life can be made.

(2) A Commissioning App – on a mobile phone is used to set up the Gateway and the IMx-1 sensor during installation. At first use, the sensor is awoken with a simple NFC tap and its embedded factory information is linked via Bluetooth® to the App. The user then matches the sensor to its data-point location in the Host Software. Thereafter, control of the sensor passes to the mesh network and the data-collection parameters are downloaded.

(3) A Gateway – this does not just provide a link to the outside world for each sensor. The gateway also manages the mesh network, optimizes the wireless communication paths for the physical environment and requests data collection from all its ‘children’. Data and information can then be communicated to the outside world using a wired Ethernet interface or wirelessly by Wi-Fi.

(4) Host software from SKF manages all the machine health data, and localized computing results, in order to conclude and communicate actionable maintenance information. How it achieves this can range from a manual evaluation in an on-premises software instance, to automated machine learning operating in a cloud hosted environment.

SKF Enlight Collect IMx-1 – Specifications

Measurements

Acceleration	10 Hz to 10 kHz, overall true pk-pk and dynamic, up to 50 g
Velocity	10–1 000 Hz, overall RMS and dynamic, up to 100 mm/s
SKF Acceleration Enveloping	Bands ENV 2 ¹⁾ and ENV 3, overall true pk-pk and dynamic
Temperature measurement	–40 to +85 °C (sensor operating range)

Data Acquisition and Edge Computing

Selectable maximum frequency ¹⁾	Options for 50 to 10 000 Hz
Selectable samples/FFT line resolution ¹⁾	1 024 to 16 384 samples / 400 to 6 400 lines
Alarms	Configurable Alert & Danger alarm setpoints
Typical configuration	Overall level values collected and uploaded every 6 hours 2048–point TWF collected and uploaded every week More frequent data if in alarm

Mesh Network Wireless Communication

Certifications	2.4 GHz ISM band low energy mesh radio network Europe: RED 2014/53/EU Americas: FCC/CFR 47 part 15, IC ²⁾ Brazil: Anatel ²⁾
Inter-node maximum range	10 m to 20 m typical, depending on plant topology

Configuration Wireless Communication

App – sensor interface	NFC (Near Field Communication) and Bluetooth
Modes	Bluetooth, Mesh and Flight modes
Mode switch	By Bluetooth/NFC from app or timeout
Handset requirements	Android 7 or later, NFC and Bluetooth 4.2 capability required

Physical

Mounting	For dimensions, see drawing on page 6
Weight	1/4–28 UNF female, recommended torque 2.9 Nm
Housing material	142 g
Sensor base	Potted thermoplastic
Flammability	304L or 303 stainless steel
	UL 94 V–0

Environmental

IP rating	IP69K
Mechanical impact rating	According to IEC 60068-2-31, free fall procedure 1
Operating temperature range	–40 to +85 °C
Storage temperature range	Recommended maximum temperature: 30 °C
Humidity	Suitable for installation in high humidity areas
Hazardous area rating	Safe area use only (ATEX/IECEx Zone 1 ²⁾ pending)

Power Source

Typical lifetime ¹⁾	Non-replaceable lithium battery
Factors adversely affecting battery life	4 to 8 years ¹⁾ (configuration dependent) Temperature: extended exposure to 70 to 85 °C range Data collection: higher resolutions, more frequent uploads Wireless environment: longer transmission times

Wireless environment and battery life are linked: having more data to upload affects mesh performance and physical obstacles to the wireless network can increase transmission times and create heavily loaded nodes. Sensors used as (measurement only) leaf nodes have a longer expected lifetime than mesh nodes (measurements/mesh).

Other

Self-diagnostics
OTA (Over The Air) Firmware updates

SKF Enlight Collect Gateway – Specifications

Inputs

Via Wireless Mesh Network	Vibration/temperature sensor IMx-1, maximum 50 per gateway Future: Wireless speed/phase reference sensor
Wired	TTL speed/phase ¹⁾ and support for external antenna ¹⁾

Mesh Network Wireless Communication

Certifications	2.4 GHz ISM band low energy mesh radio network AES (128-bit) encryption Europe: RED 2014/53/EU Americas: FCC/CFR 47 part 15, IC Brazil: Anatel ²⁾
Sensor to gateway (direct) maximum range	10 m to 30 m typical, depending on plant topology

Configuration Wireless Communication

App – gateway interface	Bluetooth 4.2
Gateway identification	By QR code or Bluetooth from app/mobile device
Handset requirements	Android 7 or later, NFC and Bluetooth 4.2 capability required

Host Network Communication

Wired Ethernet (default interface)	Wired or wireless Ethernet, or mobile data ¹⁾ 10/100/1000 Mbps auto negotiation, auto MDI-X Future: Second Ethernet interface, Modbus TCP/IP and OPC UA
Wi-Fi	802.11 a/b/g/n/ac, 2.4 and 5 GHz, WPA2-Personal and WPA2-Enterprise
Mobile network ¹⁾	LTE/UMTS ¹⁾

Physical

Dimensions	220 x 220 x 50.5 mm, excluding mounting plate
Mounting	4-point mounting, see drawing on page 7
Weight	1200 g
Housing material	ASA+PC-FR (Flame Retardant) Acrylonitrile Styrene Acrylate + Polycarbonate
Flammability	UL 94 V-0
User multi-pole connectors	4 for: power, Ethernet and future: wired inputs and second Ethernet SIM card holder

LEDs

Two LEDs, Power and Status

Environmental

IP rating	IP65
Operating temperature range	-20 to +60 °C
Storage temperature range	-40 to +85 °C
Humidity	Maximum 95% (relative) non-condensing
Altitude	Maximum 5 000 m
Hazardous area rating	Safe area use only (ATEX/IECEx Zone 2 ²⁾ pending)

Power Source

Industrial range 24 V DC	Industrial range 24 V DC or Power over Ethernet (PoE)
Power over Ethernet	V DC input: 24 V DC (9-36 V DC); 7.5 W PoE input: 48 V DC (44-57 V DC); 7.5 W

Other

Self-diagnostics	Yes
Status and event reporting to the software	Yes
RTC (Real Time Clock)	Yes
OTA Firmware updates – gateway	Yes
OTA Firmware updates – sensors	Yes, all sensors associated with the gateway

¹⁾ Stated feature and/or level of specification is planned to be available in the near future. Version 1.1 release of the product has the following features/level of specifications:

SKF Enlight Collect IMx-1:

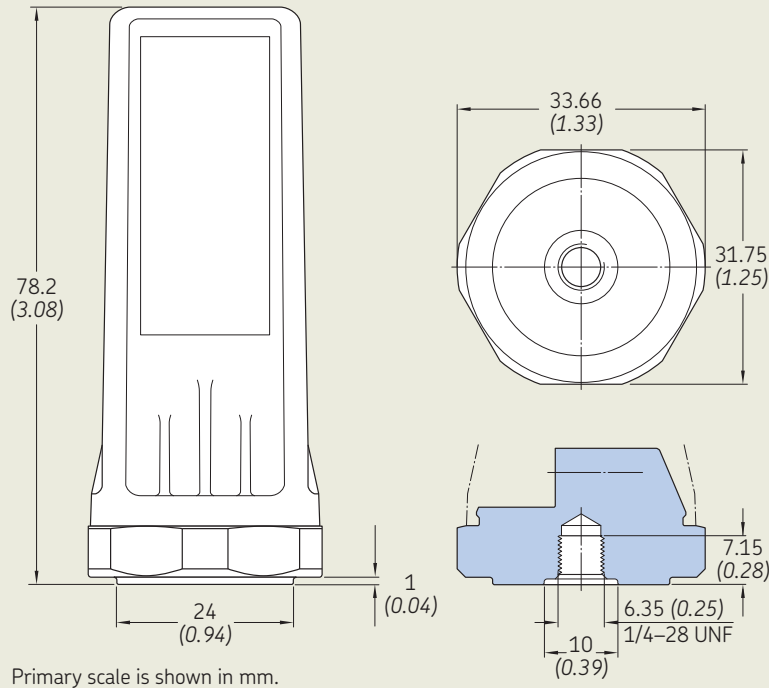
SKF Acceleration Enveloping: ENV3
Selectable maximum frequency: Not selectable, fixed at 10 kHz for acceleration, 1 kHz for velocity and ENV3
Selectable samples/FFT line resolution: Selectable, up to 4 096 samples/1 600 lines
Typical lifetime: 4 years (configuration dependent)

SKF Enlight Collect Gateway

Support for TTL speed/phase, and external antenna input, not yet activated.
Mobile Host not yet activated

²⁾ Certification/qualification pending.

SKF Enlight Collect IMx-1 – Sensor and mounting dimensions



Ordering information

Part Number	Description
CMWA 6100	SKF Enlight Collect IMx-1
CMWA 6600	SKF Enlight Collect Gateway, supplied with power supply cable (1.5 m) and Ethernet cable (1 m), each with mating M12 connector.

Mounting accessories for SKF Enlight Collect IMx-1 sensors

CMAC 230-05	Acc, stud, mtg, 1/4-28/1/4-28, 5 PK
CMAC 231-05	Acc, stud, mtg, 1/4-28/M8, 5 PK
CMSS 910F	Acc, snsr, cementing stud, 1/4-28, Female
CMSS 910M	Acc, snsr, cementing stud, 1/4-28, Male

Accessories for SKF Enlight Collect Gateway

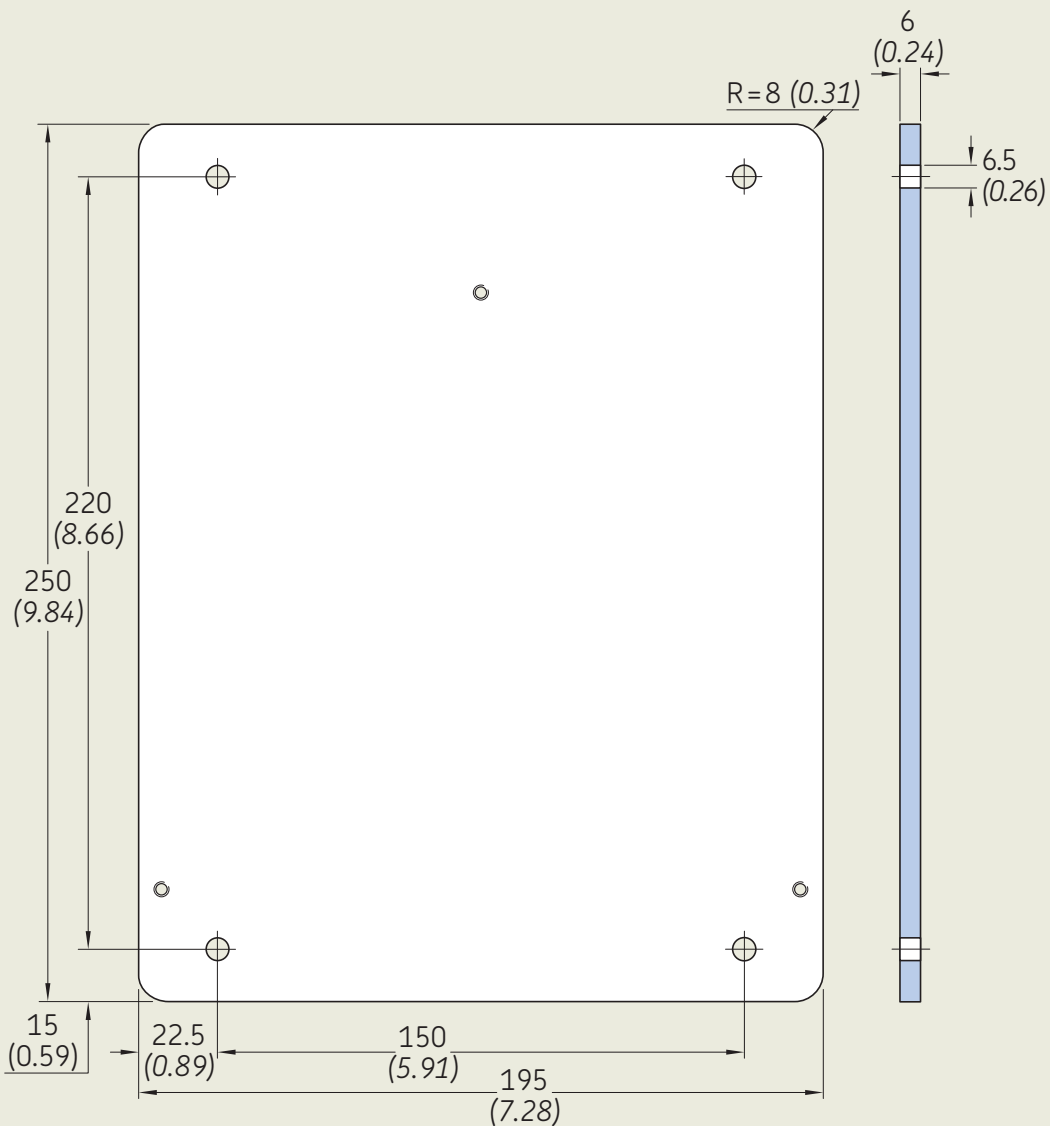
CMAC 6600-NETCBL-1.0M	Ethernet cable (1 m)
-----------------------	----------------------

The SKF Enlight Collect Manager app for Android devices is available from the Google Play store. This app provides features to commission and manage the SKF Enlight Collect IMx-1 system.

SKF Enlight Collect Gateway – Mounting dimensions

The SKF Enlight Collect Gateway, excluding mounting plate, has overall dimensions of 220 mm high, 220 mm wide and 50.5 mm deep. It is supplied fitted to the mounting plate shown below.

This mounting plate has overall dimensions of 195 mm wide, 250 mm high and is 6 mm thick. It provides for a 4-point mounting and has four 6.5 mm, clearance for M6, holes on a 150 mm by 220 mm pitch.



Primary scale is shown in mm.



[skf.com](https://www.skf.com)

© SKF is a registered trademark of the SKF Group.
Android platform and Google Play are trademarks of Google Inc.
All other trademarks are the property of their respective owners.

© SKF Group 2020
The contents of this publication are the copyright of the publisher and may not be reproduced (even extracts) unless prior written permission is granted. Every care has been taken to ensure the accuracy of the information contained in this publication but no liability can be accepted for any loss or damage whether direct, indirect or consequential arising out of the use of the information contained herein.

PUB SR/P2 18647 EN · March 2020